

Questions:

1. Which cloud cover **classifications** were easiest for you?

hardest?

2. Which cloud cover **percentages** were easiest for you?









hardest?

3. Did you have a tendency to overestimate or underestimate cloud cover?

4. What did you do when you were more accurate?

5. What might you do to produce more accurate classifications?

6. Sketch below a sky with each of the cloud cover percentages. Sketch the symbols too.

Cloud Cover Classification	Sky Sketch	Symbol
Clear - 0%		
Scattered - 25%		
Partly Cloudy - 50%		
Broken - 75%		
Overcast - 100%	